


# Part II: The 2nd Commandment




## Part II: The 2nd Commandment

(Before beginning watch Part II of the DVD series *God & the History of Art*, approximately 13 minutes and 34 seconds, if available as part of your program.)

### Art Lessons #16, #17, #18, & #19: "Colored Pencils"

Read pages 25 thru 28 and do Lessons #16, #17, #18, & #19 with your colored pencils.

**Teacher's Note:** There are many colored pencil lessons in the beginning of this course. Quite often students find too much of one thing to be tedious. However, these lessons will prove to be an important introduction to various techniques and methods in future lessons.



TUESDAY

### "Pope Gregory the Great"



Have students read pages 193 and 194, "Pope Gregory the Great."

### Art Lessons #20, #21, #22, & #23:

#### "Colored Pencils" (cont'd)

Read pages 29 thru 31 and do Lessons #20, #21, #22 & #23.

**Pointer:** If students are drawing figure boxes for their pictures, have them practice drawing several of these with a ruler and light colored pencil (orange or yellow). Figure boxes make a nice frame for their pictures, enhancing the drawings by up to 40%.



WEDNESDAY

### "Artists"

Read pages 22 thru 24, "Artists." When finished, have students write what they believe is the meaning of "artist" and "art" on the lines on the top of page 22.

THUR  
CONT.

THURSDAY

### Art Lessons #24 & #25: "Let's Go Outside"

Read pages 32 and 33, "Let's Go Outside." Do Lessons #24 & #25 with colored pencils in the figure boxes. Have students also copy Da Vinci's leaves on page 33. Use orange, black, and brown colored pencils for this last exercise.



### Art Lesson #26: "Examination #1"


Have students take "Examination #1" on page 34, reviewing what they have learned.

### "Ancient Egypt"

Read pages 124, 126, 129, 131, 134, and 136 thru 138.

### Art Lessons #80 thru #87:

Teacher's Note: "Ancient Egypt" has been included in this section. Though it is not congruent with our overall theme (a godly focus on art history), it is still beneficial for the students to study. This section also includes many delightful art lessons. However, only one lesson will be assigned in this course. The students can do the remainder as homework if you so desire.



FRIDAY



Teacher's Note: Lesson #88 (page 136) will also be done at a later time, after students have become familiar with some of the basics in painting.


Pointer: It is always wise to review art lessons before they are given in class as there are many variables to be taken into consideration, such as the necessary time for completion, materials needed, and the students' level of ability.

## Lesson #26: Examination #1

**Part I: Matching.** Find the correct definition for each term and print the letter of the meaning next to the term it defines. 1 point each. (Answers on last page of *God & the History of Art I.*)

- |                                                                                                                                                                                                                                                                                                                                                                                                                                                                                                                                                                                                                                                            |                                                                                                                                                                                                                                                                                                                                                                                                                                                                                                                                                                                                                                                                                                                                                                                                                                                                             |
|------------------------------------------------------------------------------------------------------------------------------------------------------------------------------------------------------------------------------------------------------------------------------------------------------------------------------------------------------------------------------------------------------------------------------------------------------------------------------------------------------------------------------------------------------------------------------------------------------------------------------------------------------------|-----------------------------------------------------------------------------------------------------------------------------------------------------------------------------------------------------------------------------------------------------------------------------------------------------------------------------------------------------------------------------------------------------------------------------------------------------------------------------------------------------------------------------------------------------------------------------------------------------------------------------------------------------------------------------------------------------------------------------------------------------------------------------------------------------------------------------------------------------------------------------|
| <ul style="list-style-type: none"> <li>___ 1. integrity</li> <li>___ 2. humanism</li> <li>___ 3. Renaissance</li> <li>___ 4. tertiary colors</li> <li>___ 5. red &amp; green</li> <li>___ 6. cool colors</li> <li>___ 7. draftsmanship</li> <li>___ 8. secondary colors</li> <li>___ 9. geometric shapes</li> <li>___ 10. discipline</li> <li>___ 11. guidelines</li> <li>___ 12. overlapping</li> <li>___ 13. fundamentals</li> <li>___ 14. primary colors</li> <li>___ 15. color wheel</li> <li>___ 16. warm colors</li> <li>___ 17. Renaissance man</li> <li>___ 18. oval</li> <li>___ 19. Leonardo da Vinci</li> <li>___ 20. vertical lines</li> </ul> | <ul style="list-style-type: none"> <li>a. circles, squares, rectangles, triangles</li> <li>b. determination to learn in order to become better</li> <li>c. building blocks in art</li> <li>d. orange, green, violet</li> <li>e. light lines used in lettering</li> <li>f. blue/green</li> <li>g. a period of time from 1400-1600, means "rebirth"</li> <li>h. egg-shaped</li> <li>i. the ability to draw</li> <li>j. someone who can do many things in a great manner</li> <li>k. man is the measure of all things</li> <li>l. placing one object slightly in front of another</li> <li>m. orange, red, yellow</li> <li>n. straight up and down</li> <li>o. red, blue, yellow</li> <li>p. blue, green, violet</li> <li>q. adhering to moral or artistic values</li> <li>r. a "Renaissance man"</li> <li>s. complementary colors</li> <li>t. teaches color theory</li> </ul> |
|------------------------------------------------------------------------------------------------------------------------------------------------------------------------------------------------------------------------------------------------------------------------------------------------------------------------------------------------------------------------------------------------------------------------------------------------------------------------------------------------------------------------------------------------------------------------------------------------------------------------------------------------------------|-----------------------------------------------------------------------------------------------------------------------------------------------------------------------------------------------------------------------------------------------------------------------------------------------------------------------------------------------------------------------------------------------------------------------------------------------------------------------------------------------------------------------------------------------------------------------------------------------------------------------------------------------------------------------------------------------------------------------------------------------------------------------------------------------------------------------------------------------------------------------------|

yellow



**Part II: Complete the color wheel by coloring in each pie shape with the correct primary, secondary, or tertiary color. (Yellow is at the top.) Write the answer to each on the lines provided below. (One point each)**

- |          |           |           |           |
|----------|-----------|-----------|-----------|
| 1. _____ | 2. _____  | 3. _____  | 4. _____  |
| 5. _____ | 6. _____  | 7. _____  | 8. _____  |
| 9. _____ | 10. _____ | 11. _____ | 12. _____ |

**Part III: True or False** Answer each of the statements "true" or "false" by placing either a "T" or an "F" in front of each. (One point each)

- \_\_\_ 1. Art is a "learned discipline."
- \_\_\_ 2. Horizontal lines go straight up and down.
- \_\_\_ 3. An ellipse is a circle seen on an angle.
- \_\_\_ 4. Michelangelo was an artist who lived during the 18th century.
- \_\_\_ 5. Art has to be beautiful.
- \_\_\_ 6. A good color to use for a background is its complement.
- \_\_\_ 7. The primary colors are orange, violet, and green.
- \_\_\_ 8. Jehovah Elohim means God the Creator.