


MS Block Assignments - Q3W2 - Feb 12-Feb 18 Name: _____

MEDIEVAL HISTORY w/LITERATURE - Rebecca Mailand & April Thome



History:

- Story of the World – Read Chapters 27: “The War of the Roses”
- Complete the questions for each chapter using complete sentences with correct spelling and grammar. Use the boxes to draw one or several comic-style scenes for each section of the history chapter listed.

Vocabulary:

- Complete Exercise 8b & 8c
- Complete Review 7 & 8

Expo Project:

- Continue to work on your Expo project. Please re-read and reference the information given in class each week to help you prepare for the Expo.
- **Mark Your Calendar!! Homelink History Expo: Thursday, February 27 at 6:30pm.**

Dictation:

- 1st day – Copy it carefully, noticing the capitals, punctuation, and spelling.
- 2nd day – Copy again and study the details.
- 3rd day – Have a parent read the sentences to you while you write them. Correct your mistakes.
- 4th day – Have a parent read the sentences to you again. Turn this page in next Wednesday.

The French weren't the only people to fight with each other over who should be king. England had its own civil war over the throne! Cousins from one side of the royal family, called "Lancastrians", fought against cousins from the other side of the family, called "Yorks".

SCIENCE - Code Blue - Shannan Golladay

- Review the 5 basic steps of the Scientific Method.
- Complete:
 - “Scientific Method Test” worksheet.
 - “Scientific Method in Action” worksheet.
- New folders are coming home with the assignment sheet attached. Keep all assignment sheets in this folder and bring back to class each week. See the group email for details.

MATH LAB - Shannan Golladay

- Bring 1-2 Lessons to work on in Lab. Help will be provided as needed. Complete at least 4 lessons a week. A parent should grade your work. Write the grades for completed lessons on the other side of this sheet for check in and correct any mistakes for deeper learning.

HISTORICAL THEATER - Katie Meininger

- Make sure all lines, cues and actions in the Intro & Act 1 & 2 are memorized, have someone read your cues and you say the lines, or describe the actions.
- Complete Practice Log #5 and be ready for a graded run-through/memorization check next Wednesday.

Assignment Calendar - Suggested Pacing

Parents - Put a check mark beside the assignments completed. Some listings ask you to tell which lessons, pages or chapters were completed. Sign at the bottom of this sheet and send it along with completed HomeLink assignments for check-in Wed at 8:45am.

	Wed	Thursday	Friday	Monday	Tuesday
Medieval History		Read Chap 27	Begin chapter questions and comics	Complete chapter questions and comics	
Literature		Continue Expo work Exercise 8b	Continue Expo work Exercise 8c	Continue Expo work Begin review 7&8	Continue Expo work Complete review 7&8
Dictation		Copy Dictation- Focus on capitals, punctuation, spelling	Copy Dictation	Parent reads dictation Student writes it. Correct mistakes	Parent reads dictation, student writes it.
Science - Code Blue		Review the Scientific Method	Scientific Method Test Worksheet	Scientific Method in Action Worksheet	Complete any work for this week that is not finished
Math <i>Aim for one lesson per day or 4-5 lessons per week</i>		Lesson ____ Topic:	Lesson ____ Topic:	Lesson ____ Topic:	Lesson ____ Topic:
Theater		Memorize Lines	Memorize Lines	Memorize Lines	Memorize Lines <ul style="list-style-type: none"> ● Practice Log 5 ● Graded Run-Thru on Wednesday
Additional Learning:					
Additional Learning:					

ADDITIONAL LEARNING – These boxes can include anything else your student does on a regular basis to enhance their learning: music/instrument lessons, sports activities, world language studies, chores, 4H, FFA, church groups, cub scouts... etc.

My student _____ has completed all listed assignments on this planner.
(Student Name)

Parent Name: _____ Signature: _____ Date: _____

Name: _____


Story of the World Chapter 27

WAR FOR THE ENGLISH THRONE

1. *England had its own civil war over the throne! Cousins from one side of the royal family, called the _____, fought against cousins from the other side of the family, called _____.* The _____ had the white rose on their banners, and the _____ had a red rose on theirs. So today we call these wars over the English throne the _____.


2. Below are cartoon strips that are labeled with the names of various battles for the throne. Draw in the events of each of the various battles and write a **sentence** below that summarizes what you have drawn.

While Henry IV recovered, sketch what happened. You can turn the rectangle into a number of boxes that show the events. Then write a sentence below.




Write a complete sentence here telling about what you have just drawn.

Show what happened when Henry IV took back the throne.




Sentence _____

Show what happened when Edward took the throne.




Sentence _____

Show how the English noblemen got rid of Edward.




Sentence _____

Show what happened to Edward V




Sentence _____

Show what happened to Richard



Sentence _____

Show what happened to Henry



Sentence _____